

# OffShore Monthly (End of Month)

Created: Jan 31, 2015 11:06 PM CST



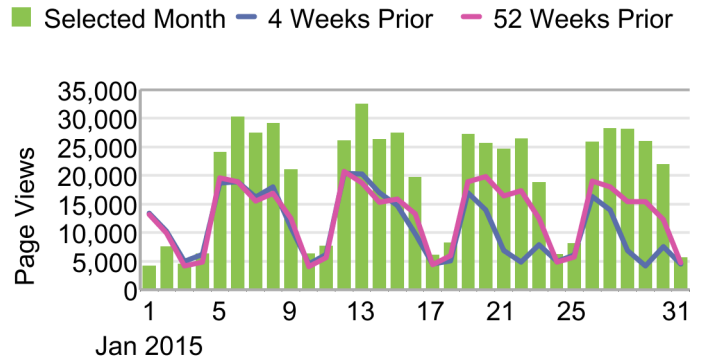
## Page Views

OffShore - No Digital Editions  
January 2015

Date	Selected Month	4 Weeks Prior
Jan 1, 2015	4,155	13,358
Jan 2, 2015	7,559	10,255
Jan 3, 2015	4,540	4,921
Jan 4, 2015	6,329	6,135
Jan 5, 2015	24,078	18,695
Jan 6, 2015	30,234	18,868
Jan 7, 2015	27,428	16,252
Jan 8, 2015	29,157	18,030
Jan 9, 2015	21,067	10,959
Jan 10, 2015	6,262	4,537
Jan 11, 2015	7,641	6,188
Jan 12, 2015	26,136	20,413
Jan 13, 2015	32,515	20,286
Jan 14, 2015	26,351	16,945
Jan 15, 2015	27,477	14,698
Jan 16, 2015	19,655	9,775
Jan 17, 2015	6,102	4,476
Jan 18, 2015	8,196	5,077
Jan 19, 2015	27,192	17,037
Jan 20, 2015	25,663	13,908
Jan 21, 2015	24,679	6,825
Jan 22, 2015	26,443	4,849
Jan 23, 2015	18,822	7,882
Jan 24, 2015	6,182	4,926
Jan 25, 2015	8,152	6,028
Jan 26, 2015	25,886	16,307
Jan 27, 2015	28,201	13,927
Jan 28, 2015	28,165	6,869
Jan 29, 2015	25,945	4,155
Jan 30, 2015	21,920	7,559
Jan 31, 2015	5,662	4,540
<b>Total</b>	<b>587,794</b>	<b>334,680</b>

## Page Views

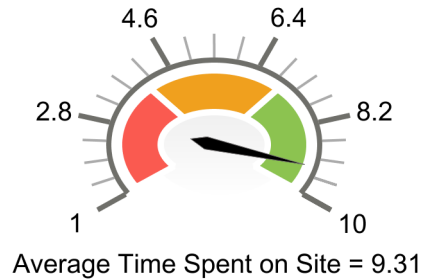
OffShore - No Digital Editions  
January 2015



## Average Time Spent on Site

OffShore - No Digital Editions  
January 2015

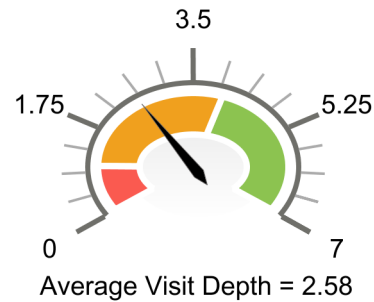
Low Medium High



## Average Visit Depth

OffShore - No Digital Editions  
January 2015

Low Medium High



**OffShore Monthly (End of Month)**

Created: Jan 31, 2015 11:06 PM CST



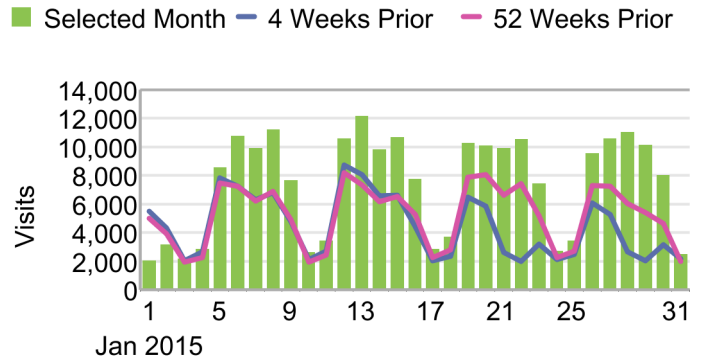
**Visits**

OffShore - No Digital Editions  
January 2015

Date	Selected Month	4 Weeks Prior
Jan 1, 2015	2,006	5,509
Jan 2, 2015	3,146	4,322
Jan 3, 2015	2,178	2,039
Jan 4, 2015	2,844	2,640
Jan 5, 2015	8,539	7,838
Jan 6, 2015	10,769	7,244
Jan 7, 2015	9,907	6,323
Jan 8, 2015	11,226	6,775
Jan 9, 2015	7,674	4,751
Jan 10, 2015	2,630	2,097
Jan 11, 2015	3,409	2,714
Jan 12, 2015	10,559	8,753
Jan 13, 2015	12,165	8,073
Jan 14, 2015	9,794	6,588
Jan 15, 2015	10,664	6,600
Jan 16, 2015	7,753	4,426
Jan 17, 2015	2,858	2,017
Jan 18, 2015	3,701	2,358
Jan 19, 2015	10,273	6,487
Jan 20, 2015	10,074	5,866
Jan 21, 2015	9,903	2,620
Jan 22, 2015	10,549	1,963
Jan 23, 2015	7,434	3,183
Jan 24, 2015	2,697	2,100
Jan 25, 2015	3,432	2,454
Jan 26, 2015	9,543	6,081
Jan 27, 2015	10,580	5,268
Jan 28, 2015	11,011	2,670
Jan 29, 2015	10,115	2,006
Jan 30, 2015	8,009	3,146
Jan 31, 2015	2,468	2,178
<b>Total</b>	<b>227,631</b>	<b>136,883</b>

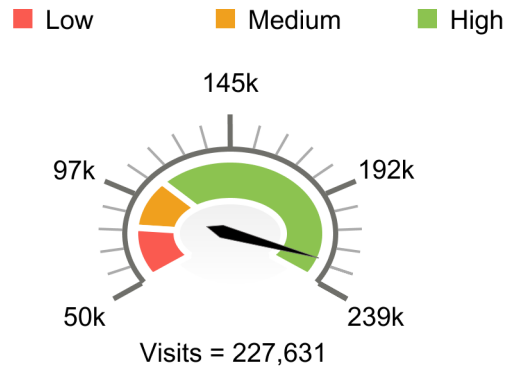
**Visits**

OffShore - No Digital Editions  
January 2015



**Visits**

OffShore - No Digital Editions  
January 2015



## OffShore Monthly (End of Month)

Created: Jan 31, 2015 11:06 PM CST



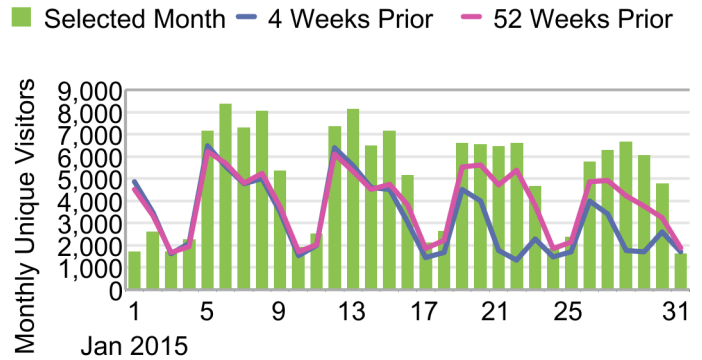
### Monthly Unique Visitors

OffShore - No Digital Editions  
January 2015

Date	Selected Month	4 Weeks Prior
Jan 1, 2015	1,699	4,849
Jan 2, 2015	2,601	3,483
Jan 3, 2015	1,705	1,619
Jan 4, 2015	2,267	2,087
Jan 5, 2015	7,150	6,488
Jan 6, 2015	8,376	5,560
Jan 7, 2015	7,306	4,775
Jan 8, 2015	8,057	5,010
Jan 9, 2015	5,366	3,498
Jan 10, 2015	1,911	1,543
Jan 11, 2015	2,509	1,984
Jan 12, 2015	7,343	6,405
Jan 13, 2015	8,140	5,583
Jan 14, 2015	6,470	4,589
Jan 15, 2015	7,136	4,520
Jan 16, 2015	5,152	3,040
Jan 17, 2015	2,122	1,433
Jan 18, 2015	2,623	1,676
Jan 19, 2015	6,601	4,515
Jan 20, 2015	6,527	3,999
Jan 21, 2015	6,441	1,754
Jan 22, 2015	6,605	1,333
Jan 23, 2015	4,661	2,278
Jan 24, 2015	1,863	1,480
Jan 25, 2015	2,387	1,708
Jan 26, 2015	5,763	3,981
Jan 27, 2015	6,287	3,429
Jan 28, 2015	6,670	1,769
Jan 29, 2015	6,060	1,699
Jan 30, 2015	4,785	2,601
Jan 31, 2015	1,613	1,705
<b>Total</b>	<b>154,196</b>	<b>100,393</b>

### Monthly Unique Visitors

OffShore - No Digital Editions  
January 2015



### Pages

OffShore - No Digital Editions  
January 2015

Page	Page Views	
1. index	34,492	5.9%
2. registration/login	25,188	4.3%
3. register	9,958	1.7%
4. SSTB Forum Home	9,092	1.5%
5. Topsides Home Page	8,593	1.5%
6. Offshore Wes...a Home Page	7,846	1.3%
7. hallmark reg -...bscriber info	7,061	1.2%
8. conference	5,261	0.9%
9. maps-posters	4,943	0.8%
10. OS Middle East Home Page	4,831	0.8%
11. articles slide...oto-of-the-day	4,701	0.8%
12. exhibit	4,474	0.8%
13. PNEC Home Page	4,218	0.7%
14. eventmap/Subsea Tiebacks 2015	4,166	0.7%
15. all-offshore-articles	3,795	0.6%
16. registration/reg	3,687	0.6%
17. eventmap/Subs...5: Exhibitors	3,345	0.6%
18. eventmap/TopSi...5: Exhibitors	3,132	0.5%
19. articles slide...oto-of-the-day	2,980	0.5%
20. eventmap/TopSides 2015	2,824	0.5%
21. vessels	2,805	0.5%
22. articles 2015 ...price-declines	2,612	0.4%
23. 12 offshore-ph...e-day.image=1	2,601	0.4%
24. registration/contact	2,416	0.4%
25. articles 2015 0...lin-eastern-ru	2,301	0.4%
26. PipelineWeek Conference Home	2,280	0.4%
27. 12 offshore-p...-day.image=2	2,218	0.4%
<b>Total</b>	<b>587,794</b>	



### Most Read Articles

OffShore - No Digital Editions  
January 2015

Correlation Summary	Instances
Total	649,346
Site Section = /articles	8 0.00%

Page Names	Instances
1. Songa Venus con...lia operations	2 25.0%
2. Internal plastic...daily production	1 12.5%
3. Overcoming float-over challenges	1 12.5%
4. Dual ESP comple...red production	1 12.5%
5. Developing flow...stance tiebacks	1 12.5%
6. Shell sets worl...oulomb tieback	1 12.5%
7. Jubilee FPSO close to sail-away	1 12.5%
<b>Total</b>	<b>8</b>

### Referring Domains

OffShore - No Digital Editions  
January 2015

Referring Domains	Page Views (event2)
1. Typed/Bookmarked	236,287 40.3%
2. google.com	55,803 9.5%
3. topsidesevent.com	33,531 5.7%
4. email.campaign	24,883 4.2%
5. google.co.uk	24,272 4.1%
6. offshorewestafrica.com	18,418 3.1%
7. subseatiebackforum.com	17,914 3.1%
8. bing.com	8,846 1.5%
9. google.co.in	6,328 1.1%
10. google.com.sg	6,030 1.0%
11. pneconferences.com	5,896 1.0%
12. sub-forms.com	5,806 1.0%
13. yahoo.com	5,712 1.0%
14. google.fr	5,633 1.0%
15. offshoremiddleeast.com	5,622 1.0%
16. google.no	5,574 1.0%
17. google.nl	4,485 0.8%
18. google.com.my	3,811 0.6%
19. google.com.au	3,471 0.6%
20. facebook.com	3,356 0.6%
21. google.ca	3,274 0.6%
22. google.de	2,872 0.5%
23. t.co	2,615 0.4%
24. google.co.kr	2,518 0.4%
25. google.com.ng	2,477 0.4%
26. webcasts.com	2,448 0.4%
27. deepoffsho...ology.com	2,448 0.4%
28. google.it	2,428 0.4%
29. google.ae	2,302 0.4%
30. google.com.br	2,256 0.4%
31. pennnet.com	2,222 0.4%
32. pipelineweek.com	2,091 0.4%
33. ogj.com	1,939 0.3%
34. linkedin.com	1,614 0.3%
35. google.com.mx	1,551 0.3%
36. deepwateroperations.com	1,504 0.3%
37. lnkd.in	1,379 0.2%
38. pennenergy.com	1,179 0.2%
39. pennwell.com	1,167 0.2%
40. google.es	1,097 0.2%
41. google.co.th	1,059 0.2%
42. google.ru	1,027 0.2%
43. google.co.jp	986 0.2%
44. google.dk	952 0.2%
<b>Total</b>	<b>586,479</b>

### Topic Traffic

OffShore - No Digital Editions  
January 2015

Topic	Page Views	
1. vessels	36,835	12.3%
2. business_briefs	28,794	9.7%
3. subsea	27,402	9.2%
4. oil_production	27,301	9.1%
5. drilling	24,912	8.3%
6. regional_oil_reports	21,865	7.3%
7. oilfield_development	21,078	7.1%
8. slide_show	19,729	6.6%
9. deepwater	17,307	5.8%
<b>Total</b>	<b>298,378</b>	

### SubTopic Traffic

OffShore - No Digital Editions  
January 2015

SubTopic	Page Views	
1. business_briefs_company_news	12,860	50.6%
2. business_briefs_engineering	11,385	44.8%
3. business_briefs_on_the_move	537	2.1%
4. petroleum/offshore	261	1.0%
5. special_reports/norway	136	0.5%
6. special_reports/sweden	81	0.3%
7. petroleum/gas_processing_lng	49	0.2%
8. special_reports/port_fourchon	48	0.2%
9. /events/events/OWA	46	0.2%
10. power/renewable_energy	14	0.1%
11. special_reports/netherlands	14	0.1%
12. petroleum/expansion_production	8	0.0%
13. /events/events/OSME	1	0.0%
<b>Total</b>	<b>25,440</b>	

### Article pages

OffShore - No Digital Editions  
January 2015

Page	Page Views	
1. articles slide...oto-of-the-day	4,701	1.8%
2. all-offshore-articles	3,795	1.5%
3. articles slide...oto-of-the-day	2,980	1.1%
4. articles 2015 ...price-declines	2,612	1.0%
5. articles 2015 ...in-eastern-ru	2,301	0.9%
6. articles sli...oments pg001	2,172	0.8%
7. articles sli...oments pg002	2,149	0.8%
8. articles 2015...rvey-predicts	2,141	0.8%
9. articles sli...oments pg003	1,854	0.7%
10. articles 2015 ...tax-incentives	1,806	0.7%
11. articles 2015 ...oil-discovery	1,766	0.7%
12. articles 2015...ss-prospects	1,735	0.7%
13. articles sli...oments pg004	1,702	0.7%
14. articles 2015 ...trol-incident	1,654	0.6%
15. articles 2015 ...lic-companies	1,646	0.6%
16. articles 2015...fshore-mexico	1,615	0.6%
17. articles sli...oments pg006	1,607	0.6%
18. articles sli...oments pg005	1,597	0.6%
19. articles sli...oments pg007	1,562	0.6%
20. articles 2015 ...tion-alliance	1,543	0.6%
21. articles 2015...ckup-to-pemex	1,454	0.6%
22. articles slide...-projects-2013	1,318	0.5%
23. articles 2015 ...ng-oil-prices	1,312	0.5%
24. articles 201...e-and-volume	1,267	0.5%
25. articles 2014...duction-order	1,246	0.5%
26. articles 2015 ...e-south-korea	1,199	0.5%
27. articles print ...g-oil-prices-p	1,113	0.4%
28. articles 201...ostponements	1,104	0.4%
29. articles 2015...e-development	1,033	0.4%
30. articles 2015 ...in-oil-leaks	1,025	0.4%
31. articles 2015...ffshore-congo	958	0.4%
32. articles 2015...-leaves-china	954	0.4%
33. articles 2015 ...-may-not-last	943	0.4%
34. articles print...me-75 issue-1	939	0.4%
35. articles 2015...up-in-the-gom	936	0.4%
36. articles 2015 ...d-lift-in-gom	923	0.4%
37. articles 2015 ...lling-for-2015	878	0.3%
38. articles 2015...eepwater-gom	866	0.3%
39. articles 2015 ...hore-licenses	840	0.3%
40. articles prin...e-74 issue-12	836	0.3%
41. articles print ...ojects-of-2014	817	0.3%
42. articles 2015...nsion-status	799	0.3%
43. articles 2015...-turkmenistan	798	0.3%
44. articles 2015...las-westwood	795	0.3%
<b>Total</b>	<b>261,302</b>	<b>44.5%</b>

**Search Keywords**

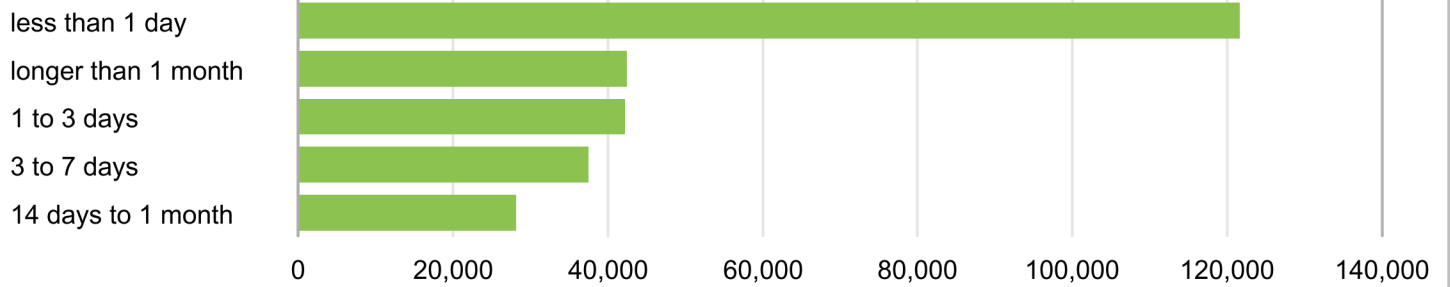
OffShore - No Digital Editions  
January 2015

Search Keywords - All	Page Views (event2)		Searches	
1. None	375,884	64.1%	0	0.0%
2. Keyword Unavailable	187,389	32.0%	102,676	90.4%
3. global offshore emas	2,194	0.4%	1	0.0%
4. offshore magazine	883	0.2%	215	0.2%
5. offshore	460	0.1%	183	0.2%
6. subsea tieback 2015	297	0.1%	99	0.1%
7. subsea tieback	277	0.0%	111	0.1%
8. topsides 2015	269	0.0%	71	0.1%
9. nexans nortech	217	0.0%	0	0.0%
10. topsides conference	197	0.0%	41	0.0%
11. offshore mag	194	0.0%	66	0.1%
12. offshore west africa	193	0.0%	54	0.0%
13. offshore news	192	0.0%	73	0.1%
14. deepwateroperations conference	174	0.0%	1	0.0%
15. offshore west africa 2015	170	0.0%	29	0.0%
16. www.topsidesevent.com	165	0.0%	25	0.0%
17. topsides	115	0.0%	25	0.0%
18. sstb 2015	113	0.0%	28	0.0%
19. subsea tieback conference 2015	101	0.0%	23	0.0%
20. topside conference	99	0.0%	4	0.0%
21. www.offshorewestafrica.com	83	0.0%	10	0.0%
22. topsides conference 2015	78	0.0%	20	0.0%
23. topside conference 2015	68	0.0%	6	0.0%
24. offshore west africa conference	66	0.0%	15	0.0%
25. tip platform monitoring	60	0.0%	1	0.0%
26. www.topsides event	59	0.0%	5	0.0%
27. topsides and hulls	58	0.0%	3	0.0%
28. topsides galveston 2015	58	0.0%	2	0.0%
29. rov and oil and gas asia	57	0.0%	1	0.0%
30. offshore oil production	54	0.0%	7	0.0%
31. offshore engineer magazine	51	0.0%	6	0.0%
32. subsea tieback show 2015	50	0.0%	11	0.0%
33. www.offshore-mag.com	49	0.0%	9	0.0%
34. www.offshore oil & gas.com	49	0.0%	6	0.0%
35. sstb	48	0.0%	12	0.0%
36. topsidesevent.com	44	0.0%	13	0.0%
37. subsea tieback forum 2015	44	0.0%	13	0.0%
38. www.topsides	44	0.0%	1	0.0%
39. subsea tieback forum	42	0.0%	17	0.0%
40. hess stampede development	41	0.0%	4	0.0%
41. offshore pipeline spooling	41	0.0%	2	0.0%
42. offshore magazine past 5 star award recipients	41	0.0%	1	0.0%
43. www.offshoremagazine.com	40	0.0%	1	0.0%
44. offshore middle east	37	0.0%	17	0.0%
<b>Total</b>	<b>586,479</b>		<b>113,622</b>	

**Return Frequency**

OffShore - No Digital Editions  
January 2015

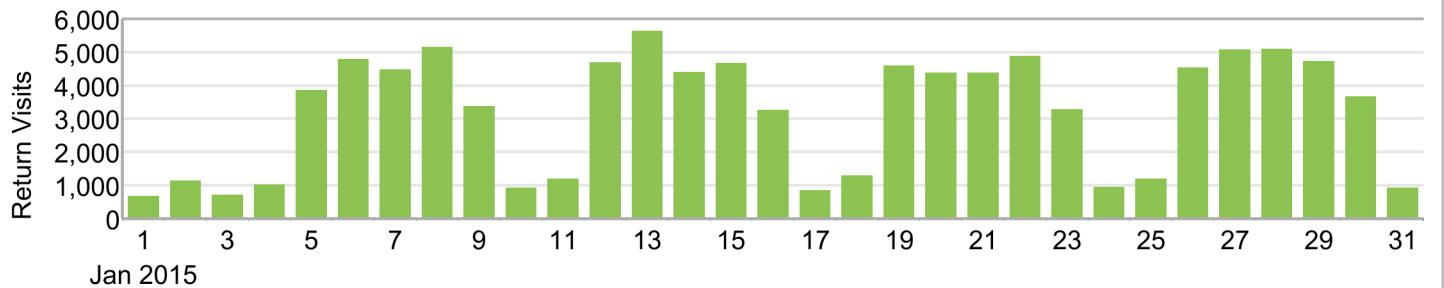
■ Page Views



**Return Visits**

OffShore - No Digital Editions  
January 2015

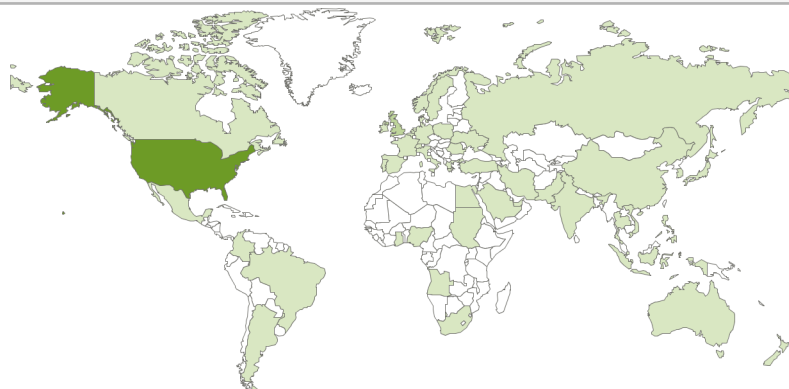
■ Selected Month



Date	Selected Month
Jan 1, 2015	676
Jan 2, 2015	1,132
Jan 3, 2015	706
Jan 4, 2015	1,032
Jan 5, 2015	3,851
Jan 6, 2015	4,787
Jan 7, 2015	4,480
Jan 8, 2015	5,143
Jan 9, 2015	3,370
Jan 10, 2015	926
Jan 11, 2015	1,190
Jan 12, 2015	4,679

**Countries**

OffShore - No Digital Editions  
January 2015



- 187,622.4 - 234,528
- 140,716.8 - 187,622.4
- 93,811.2 - 140,716.8
- 46,905.6 - 93,811.2
- 0 - 46,905.6

Page Views

Country	Page Views	
United States	234,528	39.9%
United Kingdom	68,424	11.6%
Nigeria	26,391	4.5%
Norway	18,279	3.1%
Singapore	17,952	3.1%
France	17,100	2.9%
India	16,824	2.9%
Netherlands	15,085	2.6%
Canada	13,625	2.3%
Malaysia	11,211	1.9%
Australia	10,028	1.7%
Germany	9,325	1.6%
United Arab Emirates	9,300	1.6%
Italy	9,042	1.5%
Korea - South	8,935	1.5%
Brazil	7,932	1.3%
Mexico	6,493	1.1%
China	5,799	1.0%
Indonesia	5,762	1.0%
Japan	4,083	0.7%
Qatar	3,340	0.6%
Russian Federation	3,321	0.6%
Spain	3,308	0.6%
Iran (Islamic Republic of)	2,963	0.5%
Colombia	2,794	0.5%
Romania	2,569	0.4%
Thailand	2,380	0.4%
Sudan	2,317	0.4%
Egypt	2,244	0.4%
Denmark	2,176	0.4%
Switzerland	2,125	0.4%
South Africa	2,120	0.4%
<b>Total</b>	<b>587,794</b>	