

# OffShore Monthly (End of Month)

Created: Oct 31, 2013 11:04 PM CDT



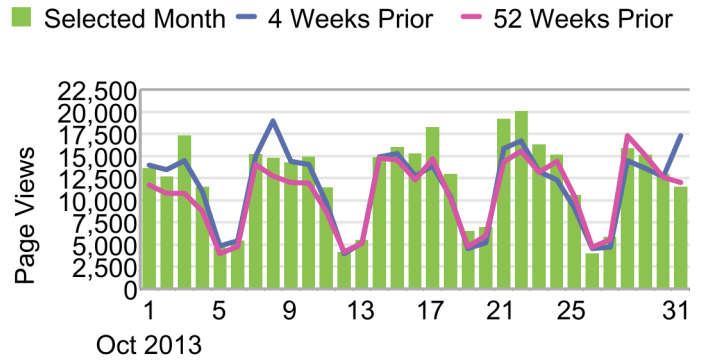
## Page Views

OffShore -  
October 2013

Date	Selected Month	4 Weeks Prior
Oct 1, 2013	13,617	13,997
Oct 2, 2013	12,627	13,474
Oct 3, 2013	17,265	14,469
Oct 4, 2013	11,486	10,974
Oct 5, 2013	4,648	4,863
Oct 6, 2013	5,408	5,422
Oct 7, 2013	15,184	14,968
Oct 8, 2013	14,738	18,983
Oct 9, 2013	14,246	14,382
Oct 10, 2013	14,928	14,000
Oct 11, 2013	11,402	9,780
Oct 12, 2013	4,142	3,997
Oct 13, 2013	5,480	5,220
Oct 14, 2013	14,805	14,914
Oct 15, 2013	15,982	15,265
Oct 16, 2013	15,255	12,733
Oct 17, 2013	18,251	13,886
Oct 18, 2013	12,975	10,391
Oct 19, 2013	6,519	4,522
Oct 20, 2013	6,916	5,212
Oct 21, 2013	19,142	15,863
Oct 22, 2013	20,048	16,684
Oct 23, 2013	16,273	13,238
Oct 24, 2013	15,148	12,308
Oct 25, 2013	10,542	9,208
Oct 26, 2013	4,004	4,577
Oct 27, 2013	5,853	4,712
Oct 28, 2013	15,842	14,487
Oct 29, 2013	15,155	13,617
Oct 30, 2013	12,944	12,627
Oct 31, 2013	11,475	17,265
<b>Total</b>	<b>382,300</b>	<b>356,038</b>

## Page Views

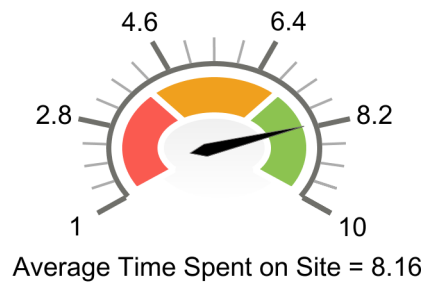
OffShore -  
October 2013



## Average Time Spent on Site

OffShore -  
October 2013

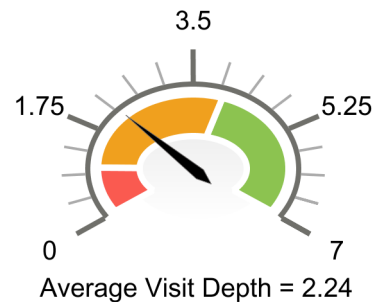
Low Medium High



## Average Visit Depth

OffShore -  
October 2013

Low Medium High



# OffShore Monthly (End of Month)

Created: Oct 31, 2013 11:04 PM CDT



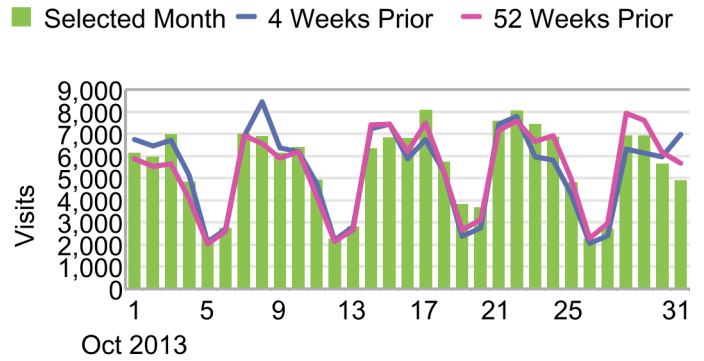
## Visits

OffShore -  
October 2013

Date	Selected Month	4 Weeks Prior
Oct 1, 2013	6,128	6,752
Oct 2, 2013	5,961	6,439
Oct 3, 2013	6,968	6,726
Oct 4, 2013	4,839	5,140
Oct 5, 2013	2,310	2,116
Oct 6, 2013	2,753	2,703
Oct 7, 2013	6,995	6,883
Oct 8, 2013	6,880	8,453
Oct 9, 2013	6,121	6,380
Oct 10, 2013	6,385	6,200
Oct 11, 2013	4,912	4,774
Oct 12, 2013	2,243	2,185
Oct 13, 2013	2,802	2,804
Oct 14, 2013	6,334	7,230
Oct 15, 2013	6,817	7,424
Oct 16, 2013	6,787	5,874
Oct 17, 2013	8,076	6,753
Oct 18, 2013	5,742	5,258
Oct 19, 2013	3,806	2,374
Oct 20, 2013	3,686	2,763
Oct 21, 2013	7,581	7,424
Oct 22, 2013	8,050	7,775
Oct 23, 2013	7,435	5,955
Oct 24, 2013	6,870	5,812
Oct 25, 2013	4,808	4,287
Oct 26, 2013	2,266	2,051
Oct 27, 2013	2,709	2,410
Oct 28, 2013	6,917	6,309
Oct 29, 2013	6,921	6,128
Oct 30, 2013	5,649	5,961
Oct 31, 2013	4,894	6,968
<b>Total</b>	<b>170,497</b>	<b>166,155</b>

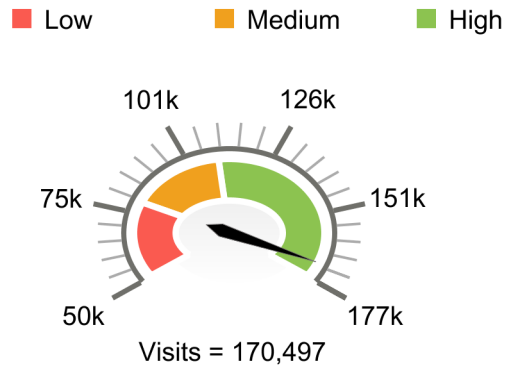
## Visits

OffShore -  
October 2013



## Visits

OffShore -  
October 2013



## OffShore Monthly (End of Month)

Created: Oct 31, 2013 11:04 PM CDT



### Monthly Unique Visitors

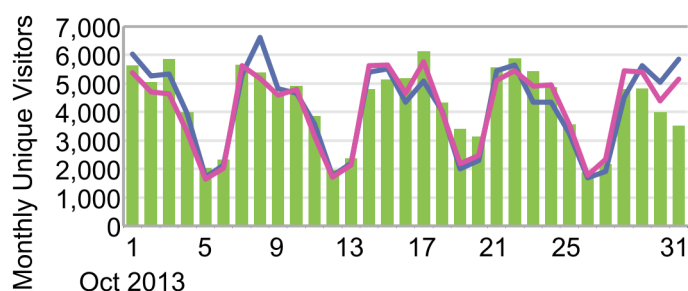
OffShore -  
October 2013

Date	Selected Month	4 Weeks Prior
Oct 1, 2013	5,618	6,041
Oct 2, 2013	5,052	5,269
Oct 3, 2013	5,850	5,339
Oct 4, 2013	3,988	3,970
Oct 5, 2013	2,031	1,709
Oct 6, 2013	2,312	2,134
Oct 7, 2013	5,643	5,314
Oct 8, 2013	5,374	6,617
Oct 9, 2013	4,649	4,806
Oct 10, 2013	4,915	4,666
Oct 11, 2013	3,853	3,570
Oct 12, 2013	1,952	1,757
Oct 13, 2013	2,368	2,212
Oct 14, 2013	4,805	5,410
Oct 15, 2013	5,129	5,508
Oct 16, 2013	5,179	4,335
Oct 17, 2013	6,123	5,093
Oct 18, 2013	4,320	4,038
Oct 19, 2013	3,404	2,008
Oct 20, 2013	3,125	2,307
Oct 21, 2013	5,570	5,454
Oct 22, 2013	5,876	5,653
Oct 23, 2013	5,428	4,338
Oct 24, 2013	4,858	4,355
Oct 25, 2013	3,548	3,264
Oct 26, 2013	1,862	1,685
Oct 27, 2013	2,162	1,911
Oct 28, 2013	4,801	4,524
Oct 29, 2013	4,816	5,618
Oct 30, 2013	3,984	5,052
Oct 31, 2013	3,522	5,850
<b>Total</b>	<b>132,117</b>	<b>129,807</b>

### Monthly Unique Visitors

OffShore -  
October 2013

■ Selected Month — 4 Weeks Prior — 52 Weeks Prior



### Pages

OffShore -  
October 2013

Page	Page Views	
1. index	29,714	7.8%
2. registration/login	11,756	3.1%
3. index search	10,513	2.7%
4. DOT_Home	9,011	2.4%
5. register	5,846	1.5%
6. GITA Oil Gas...ference Home	5,625	1.5%
7. maps-posters	5,052	1.3%
8. Deepwater_O...um_HomePage	4,738	1.2%
9. conference	4,702	1.2%
10. eventmap/DOT ...xhibitor List	4,674	1.2%
11. registration/contact	3,613	0.9%
12. exhibit	3,430	0.9%
13. Offshore Wes...a Home Page	3,364	0.9%
14. eventmap/Oil ...nference 2013	3,302	0.9%
15. eventmap/Deep...hibitor List	2,747	0.7%
16. all-offshore-articles	2,589	0.7%
17. eventmap/Oil ...xhibitor List	2,504	0.7%
18. vessels	2,361	0.6%
19. mag/confirm	2,327	0.6%
20. SSTB Forum Home	2,277	0.6%
21. add	2,197	0.6%
22. addver	2,133	0.6%
23. registration/reg	1,867	0.5%
24. renew	1,825	0.5%
25. subsea	1,808	0.5%
<b>Total</b>	<b>382,301</b>	



**Most Read Articles**

OffShore -  
October 2013

Correlation Summary	Instances
Total	480,096
Site Section = /articles	143 0.03%

Page Names	Instances	
1. article_list	5	3.5%
2. Revised Shtokm...ntation phase	3	2.1%
3. Global E&P Briefs	3	2.1%
4. GLOBAL DATA	2	1.4%
5. Offshore Europe	2	1.4%
6. Bully drillship...e in Singapore	2	1.4%
7. GULF OF MEXICO	2	1.4%
8. GLOBAL E&P	2	1.4%
9. Ex-Im-Bank com... to Petrobras	1	0.7%
10. ABB to enginee...ea power link	1	0.7%
11. Toreador finds Black Sea gas	1	0.7%
12. Models focus o...n mature areas	1	0.7%
13. Intertek acquire...lytical services	1	0.7%
14. HFG delivers r...rm to Centrica	1	0.7%
15. Grant Prideco's...me, cuts costs	1	0.7%
16. Where will oil ...ing come from?	1	0.7%
17. Petrobras receiv...ry dock project	1	0.7%
18. Pipelines expan...Gulf of Mexico	1	0.7%
19. Shell aims to e...ity in Malaysia	1	0.7%
20. PDVSA launches ...private sector	1	0.7%
21. On-bottom flowl...t water depths	1	0.7%
22. SUBSEA/SURFACE SYSTEMS	1	0.7%
23. Jubarte field p...th wellbore ESP	1	0.7%
24. Exploration prod... interpretation	1	0.7%
25. Debris monitori...etion clean-up	1	0.7%
26. Global approach...sea fabrication	1	0.7%
27. Kaydon launche...ration system	1	0.7%
28. McMoran report...illing results	1	0.7%
29. Extreme wells ...HT completions	1	0.7%
30. MMS updates H... assessments	1	0.7%
31. JX Nippon join...shore gas hunt	1	0.7%
32. India: the next North Sea	1	0.7%
33. Timor Sea well reaches total depth	1	0.7%
34. Service company goes it alone	1	0.7%
35. NOIA: Something for Nothing?	1	0.7%
36. Murphy plugs T...ploration well	1	0.7%
37. JDR Cable wins...cals contracts	1	0.7%
<b>Total</b>	<b>143</b>	

**Referring Domains**

OffShore -  
October 2013

Referring Domains	Page Views	
1. Typed/Bookmarked	124,632	32.4%
2. google.com	47,937	12.5%
3. a2zinc.net	24,736	6.4%
4. google.co.uk	20,060	5.2%
5. pennwellregistration.com	16,241	4.2%
6. deepoffshoretechnology.com	13,935	3.6%
7. oilandgaspipelineevent.com	7,172	1.9%
8. deepwateroperations.com	6,524	1.7%
9. yahoo.com	6,509	1.7%
10. bing.com	6,080	1.6%
11. email.campaign	5,982	1.6%
12. google.co.in	4,996	1.3%
13. ogj.com	4,829	1.3%
14. google.com.sg	4,582	1.2%
15. google.no	4,320	1.1%
16. google.fr	4,308	1.1%
17. google.nl	3,615	0.9%
18. google.com.au	3,534	0.9%
19. google.ca	2,929	0.8%
20. google.com.br	2,723	0.7%
21. offshorewestafrica.com	2,407	0.6%
22. ramp.com	2,375	0.6%
23. subseatiebackforum.com	1,985	0.5%
24. google.it	1,978	0.5%
25. google.de	1,806	0.5%
26. topsidesevent.com	1,761	0.5%
27. google.co.kr	1,731	0.5%
28. google.com.hk	1,437	0.4%
29. google.ru	1,259	0.3%
30. google.ae	1,245	0.3%
31. linkedin.com	1,240	0.3%
32. google.es	1,113	0.3%
33. leadfeedlive.com	1,036	0.3%
34. google.com.mx	1,021	0.3%
35. google.com.my	1,014	0.3%
36. webcasts.com	1,008	0.3%
37. google.co.jp	964	0.3%
38. pneconferences.com	889	0.2%
39. facebook.com	858	0.2%
40. google.co.th	845	0.2%
41. pennwell.com	782	0.2%
<b>Total</b>	<b>384,594</b>	

**Topic Traffic**

OffShore -  
October 2013

Topic	Page Views	
1. business_briefs	27,264	14.2%
2. drilling	21,985	11.4%
3. subsea	21,845	11.3%
4. vessels	21,610	11.2%
5. oilfield_development	17,452	9.1%
6. oil_production	15,872	8.2%
7. regional_oil_reports	14,505	7.5%
8. deepwater	12,349	6.4%
9. geology_geophysics	10,915	5.7%
<b>Total</b>	<b>192,492</b>	

**SubTopic Traffic**

OffShore -  
October 2013

SubTopic	Page Views	
1. business_bri..._engineering	12,547	49.2%
2. business_bri...ompany_news	11,048	43.3%
3. business_bri...on_the_move	1,404	5.5%
4. special_reports/norway	173	0.7%
5. special_reports/port_fourchon	102	0.4%
6. special_reports/sweden	94	0.4%
7. special_reports/netherlands	65	0.3%
8. /events//events/dot	42	0.2%
9. /events//events/OWA	30	0.1%
10. petroleum/exp...n_production	9	0.0%
11. petroleum/offshore	5	0.0%
12. /events//events/dof	2	0.0%
13. null/null	2	0.0%
14. /events/TopSi...ents/TopSides	2	0.0%
15. /events//events/OSME	1	0.0%
16. oil-company-n...._engineering	1	0.0%
<b>Total</b>	<b>25,527</b>	

**Article pages**

OffShore -  
October 2013

Page	Page Views	
1. all-offshore-articles	2,589	1.6%
2. articles[2013]...aysia-project	1,063	0.6%
3. articles[print]...count-accelera	936	0.6%
4. articles[2013]...ound-for-gom	926	0.6%
5. articles[prin...e-73]issue-10	906	0.5%
6. articles[2013]...fshore-brazil	794	0.5%
7. articles[print...me-73]issue-9	750	0.5%
8. articles[2013]...editerranean	710	0.4%
9. articles[2013]...s-new-records	695	0.4%
10. articles[2013]...ffshore-ghana	689	0.4%
11. articles[2013]...ab-in-houston	682	0.4%
12. articles[2013]...ffshore-qatar	625	0.4%
13. articles[2013]...view-with-ist	598	0.4%
14. articles[2013]...nsion-program	557	0.3%
15. articles[print...prelude-take	532	0.3%
16. articles[2013]...ment-studies	498	0.3%
17. articles[2013]...fshore-brazil	484	0.3%
18. articles[2013]...rthern-norway	468	0.3%
19. articles[print...biggest-pres	459	0.3%
20. articles[print]...t-africa-offsh	458	0.3%
21. articles[2013]...hore-sarawak	440	0.3%
22. articles[print]...calating-costs	433	0.3%
23. articles[print...ies-challenges	429	0.3%
24. articles[print...stem-a-5000-t	427	0.3%
25. articles[print...harsh-environ	400	0.2%
26. articles[2013]...opportunities	388	0.2%
27. articles[2013]...as-trunklines	384	0.2%
28. articles[2013]...ffshore-china	360	0.2%
29. articles[print]...land-area-fiel	359	0.2%
30. articles[print...ies-challenges	356	0.2%
31. articles[2013]...ter-drillship	356	0.2%
32. articles[print...ect-access-we	355	0.2%
33. articles[2013]...ns-conference	349	0.2%
34. articles[2013]...fshore-canada	345	0.2%
35. articles[2013]...ffshore-brazil	335	0.2%
36. articles[print]...ent-for-future	334	0.2%
37. articles[2013]...n-barents-sea	333	0.2%
38. articles[print...economics-ali	324	0.2%
39. articles[print]...of-offshore-st	321	0.2%
40. articles[2013]...report-claims	318	0.2%
41. articles[2013]...yard-in-china	317	0.2%
<b>Total</b>	<b>165,643</b>	<b>43.3%</b>

**Search Keywords**

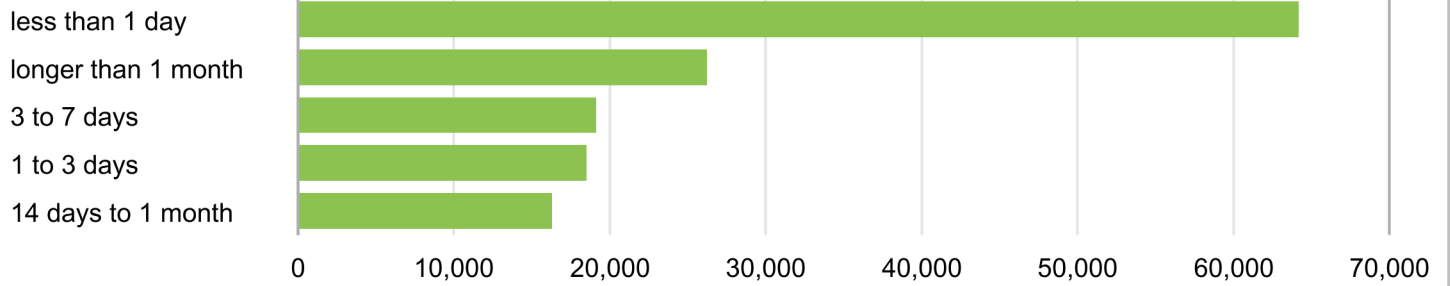
OffShore -  
October 2013

Search Keywords - All	Page Views		Searches	
1. None	225,415	58.6%	0	0.0%
2. Keyword Unavailable	135,239	35.2%	82,051	86.2%
3. offshore magazine	1,390	0.4%	366	0.4%
4. offshore	369	0.1%	150	0.2%
5. deep offshore technology conference 2013	308	0.1%	59	0.1%
6. deepwater operations	212	0.1%	34	0.0%
7. deepwater operations 2013	203	0.1%	32	0.0%
8. offshore mag	174	0.0%	38	0.0%
9. offshore news	172	0.0%	35	0.0%
10. deepwater operations conference	156	0.0%	32	0.0%
11. deep offshore technology 2013	154	0.0%	34	0.0%
12. deepoffshoretechnology	145	0.0%	4	0.0%
13. deep offshore technology	134	0.0%	41	0.0%
14. subsea tieback 2014	132	0.0%	33	0.0%
15. dot 2013	128	0.0%	25	0.0%
16. deep offshore technology conference	123	0.0%	13	0.0%
17. gita oil and gas 2013	102	0.0%	22	0.0%
18. deepwater conference in usa in novemner 2013	100	0.0%	3	0.0%
19. offshore engineer magazine	96	0.0%	39	0.0%
20. deepwater operations conference 2013	86	0.0%	14	0.0%
21. deepwater operations conference & exhibition 2013	78	0.0%	1	0.0%
22. deep offshore technology international 2013	71	0.0%	13	0.0%
23. offshore oil and gas magazine	69	0.0%	7	0.0%
24. deepwater conference galveston	67	0.0%	13	0.0%
25. www.offshore-mag.com	65	0.0%	14	0.0%
26. deepwater offshore technology conference	64	0.0%	9	0.0%
27. www.deepwateroperations.com	63	0.0%	6	0.0%
28. offshore magazine.com	61	0.0%	45	0.0%
29. www.deepoffshoretechnology.com	55	0.0%	7	0.0%
30. deepwater conference	55	0.0%	13	0.0%
31. deepoffshoretechnology.com	55	0.0%	7	0.0%
32. topsides 2014	55	0.0%	15	0.0%
33. deep offshore technology international	55	0.0%	13	0.0%
34. deepwater conference 2013	52	0.0%	3	0.0%
35. deepwater technology conference	49	0.0%	9	0.0%
36. deepwater operations galveston	48	0.0%	9	0.0%
37. offshore engineer	44	0.0%	12	0.0%
38. dot conference	41	0.0%	9	0.0%
39. offshore technologies	40	0.0%	4	0.0%
40. galveston conference november 2013	39	0.0%	2	0.0%
41. deepwater offshore technology	39	0.0%	5	0.0%
<b>Total</b>	<b>384,594</b>		<b>95,194</b>	

### Return Frequency

OffShore -  
 October 2013

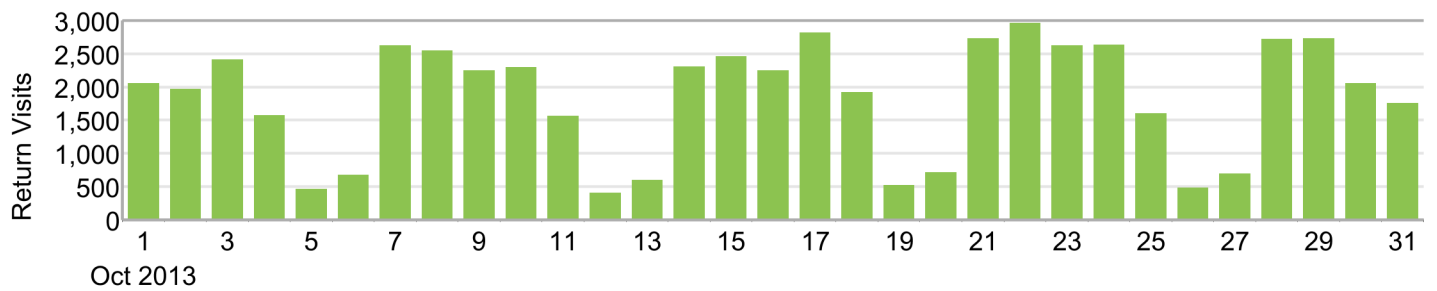
■ Page Views



### Return Visits

OffShore -  
 October 2013

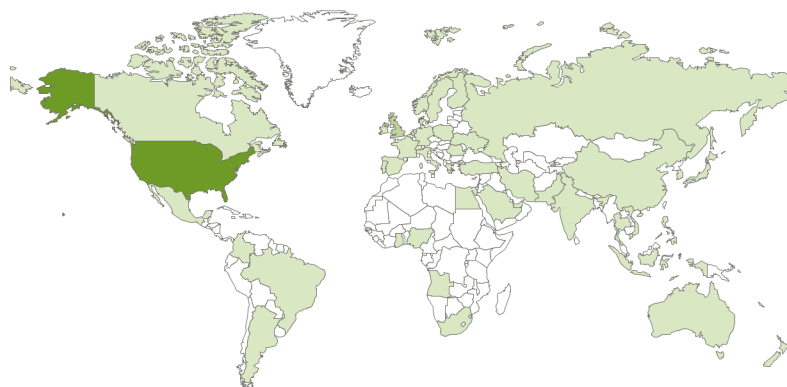
■ Selected Month



Date	Selected Month
Oct 1, 2013	2,051
Oct 2, 2013	1,970
Oct 3, 2013	2,408
Oct 4, 2013	1,568
Oct 5, 2013	463
Oct 6, 2013	673
Oct 7, 2013	2,622
Oct 8, 2013	2,551
Oct 9, 2013	2,248
Oct 10, 2013	2,293
Oct 11, 2013	1,560
Oct 12, 2013	405

**Countries**

OffShore -  
October 2013



- 136,420.8 - 170,526
- 102,315.6 - 136,420.8
- 68,210.4 - 102,315.6
- 34,105.2 - 68,210.4
- 0 - 34,105.2

Page Views

Country	Page Views	
United States	170,526	44.6%
United Kingdom	38,519	10.1%
India	15,030	3.9%
Singapore	12,025	3.1%
Norway	11,212	2.9%
France	10,968	2.9%
Malaysia	8,590	2.2%
Netherlands	8,245	2.2%
Switzerland	7,947	2.1%
Brazil	6,726	1.8%
Australia	6,524	1.7%
Canada	6,400	1.7%
Korea - South	5,743	1.5%
China	5,259	1.4%
Germany	4,201	1.1%
Italy	4,135	1.1%
Nigeria	3,579	0.9%
United Arab Emirates	3,355	0.9%
Indonesia	3,185	0.8%
Russian Federation	3,177	0.8%
Mexico	2,808	0.7%
Japan	2,735	0.7%
Spain	2,239	0.6%
Denmark	1,797	0.5%
Thailand	1,707	0.4%
Egypt	1,619	0.4%
Viet Nam	1,466	0.4%
Iran (Islamic Republic of)	1,354	0.4%
Philippines	1,311	0.3%
<b>Total</b>	<b>382,014</b>	