

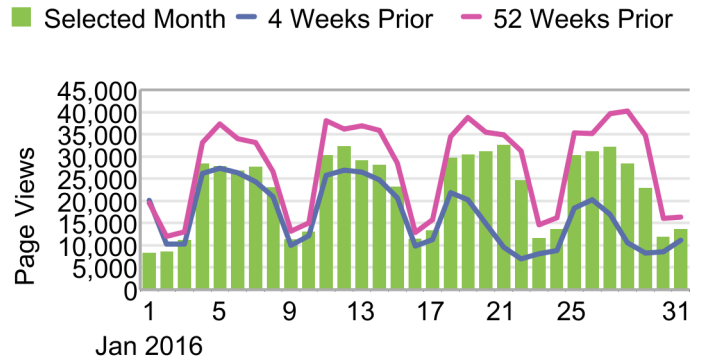
Page Views

Oil and Gas Journal - No Digital Editions
January 2016

| Date | Selected Month | 4 Weeks Prior |
|--------------|----------------|----------------|
| Jan 1, 2016 | 8,309 | 20,130 |
| Jan 2, 2016 | 8,469 | 10,283 |
| Jan 3, 2016 | 11,108 | 10,290 |
| Jan 4, 2016 | 28,335 | 26,192 |
| Jan 5, 2016 | 27,803 | 27,391 |
| Jan 6, 2016 | 26,699 | 26,353 |
| Jan 7, 2016 | 27,637 | 24,378 |
| Jan 8, 2016 | 23,058 | 21,048 |
| Jan 9, 2016 | 11,273 | 9,916 |
| Jan 10, 2016 | 12,978 | 12,115 |
| Jan 11, 2016 | 30,184 | 25,811 |
| Jan 12, 2016 | 32,204 | 26,943 |
| Jan 13, 2016 | 29,068 | 26,421 |
| Jan 14, 2016 | 28,129 | 24,782 |
| Jan 15, 2016 | 23,081 | 20,643 |
| Jan 16, 2016 | 11,487 | 9,772 |
| Jan 17, 2016 | 13,311 | 11,325 |
| Jan 18, 2016 | 29,617 | 21,868 |
| Jan 19, 2016 | 30,364 | 20,317 |
| Jan 20, 2016 | 31,116 | 14,915 |
| Jan 21, 2016 | 32,500 | 9,611 |
| Jan 22, 2016 | 24,586 | 6,914 |
| Jan 23, 2016 | 11,632 | 8,077 |
| Jan 24, 2016 | 13,572 | 8,897 |
| Jan 25, 2016 | 30,188 | 18,437 |
| Jan 26, 2016 | 31,160 | 20,231 |
| Jan 27, 2016 | 32,177 | 16,937 |
| Jan 28, 2016 | 28,324 | 10,595 |
| Jan 29, 2016 | 22,922 | 8,309 |
| Jan 30, 2016 | 11,879 | 8,469 |
| Jan 31, 2016 | 13,604 | 11,108 |
| Total | 696,774 | 518,478 |

Page Views

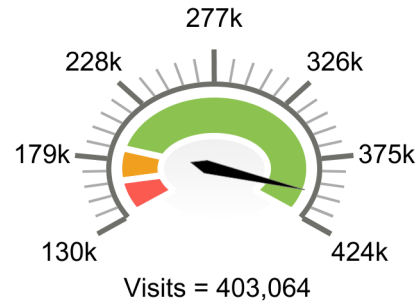
Oil and Gas Journal - No Digital Editions
January 2016



Visits

Oil and Gas Journal - No Digital Editions
January 2016

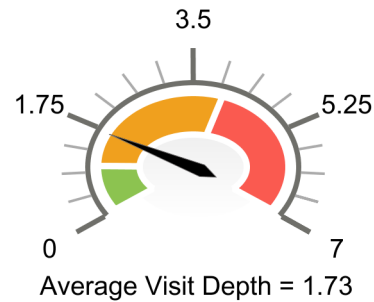
Low Medium High



Average Visit Depth

Oil and Gas Journal - No Digital Editions
January 2016

Low Medium High



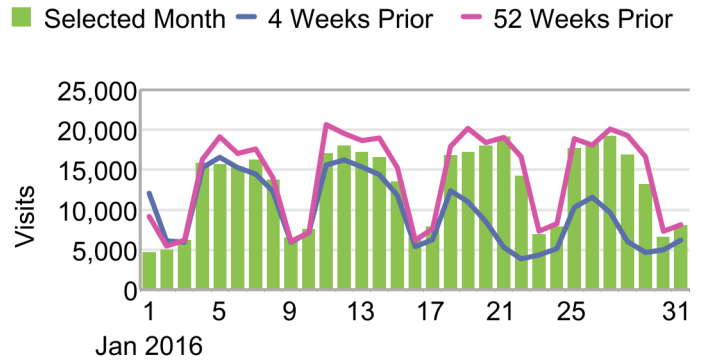
Visits

Oil and Gas Journal - No Digital Editions
January 2016

| Date | Selected Month | 4 Weeks Prior |
|--------------|----------------|----------------|
| Jan 1, 2016 | 4,650 | 12,093 |
| Jan 2, 2016 | 4,998 | 6,138 |
| Jan 3, 2016 | 6,207 | 5,928 |
| Jan 4, 2016 | 15,799 | 15,273 |
| Jan 5, 2016 | 15,638 | 16,539 |
| Jan 6, 2016 | 15,385 | 15,281 |
| Jan 7, 2016 | 16,220 | 14,439 |
| Jan 8, 2016 | 13,723 | 12,292 |
| Jan 9, 2016 | 6,499 | 5,962 |
| Jan 10, 2016 | 7,595 | 7,185 |
| Jan 11, 2016 | 17,065 | 15,566 |
| Jan 12, 2016 | 17,970 | 16,226 |
| Jan 13, 2016 | 17,201 | 15,352 |
| Jan 14, 2016 | 16,552 | 14,368 |
| Jan 15, 2016 | 13,481 | 11,828 |
| Jan 16, 2016 | 6,544 | 5,397 |
| Jan 17, 2016 | 7,903 | 6,260 |
| Jan 18, 2016 | 16,797 | 12,379 |
| Jan 19, 2016 | 17,232 | 11,008 |
| Jan 20, 2016 | 18,032 | 8,481 |
| Jan 21, 2016 | 19,093 | 5,331 |
| Jan 22, 2016 | 14,259 | 3,822 |
| Jan 23, 2016 | 6,881 | 4,378 |
| Jan 24, 2016 | 7,840 | 5,135 |
| Jan 25, 2016 | 17,694 | 10,250 |
| Jan 26, 2016 | 18,257 | 11,576 |
| Jan 27, 2016 | 19,248 | 9,647 |
| Jan 28, 2016 | 16,852 | 6,044 |
| Jan 29, 2016 | 13,208 | 4,650 |
| Jan 30, 2016 | 6,585 | 4,998 |
| Jan 31, 2016 | 8,063 | 6,207 |
| Total | 403,064 | 299,741 |

Visits

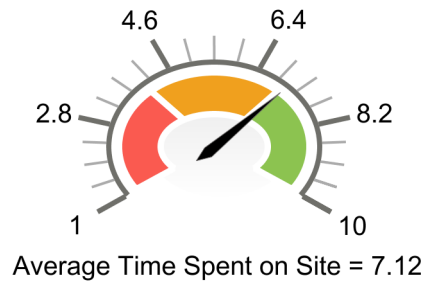
Oil and Gas Journal - No Digital Editions
January 2016



Average Time Spent on Site

Oil and Gas Journal - No Digital Editions
January 2016

Low (Red), Medium (Orange), High (Green)



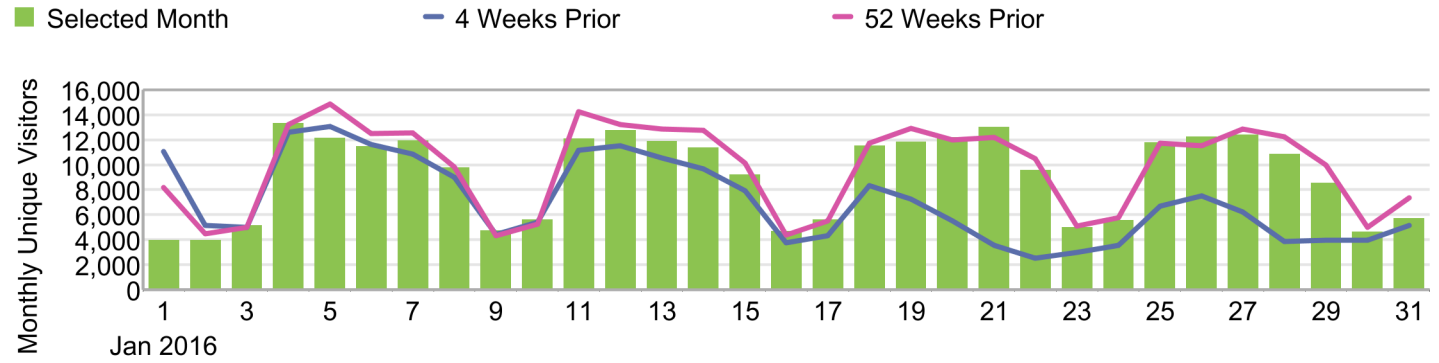
Topic Traffic

Oil and Gas Journal - No Digital Editions
January 2016

| Topic | Page Views | Percentage |
|-----------------------------|----------------|------------|
| 1. general-interest | 127,953 | 35.2% |
| 2. processing | 67,792 | 18.7% |
| 3. drilling_production | 57,090 | 15.7% |
| 4. exploration_development | 30,859 | 8.5% |
| 5. transportation | 29,482 | 8.1% |
| 6. Search | 13,962 | 3.8% |
| 7. unconventional_resources | 12,664 | 3.5% |
| 8. Topic | 11,190 | 3.1% |
| 9. Financial Content | 8,022 | 2.2% |
| Total | 363,251 | |

Monthly Unique Visitors

Oil and Gas Journal - No Digital Editions
January 2016

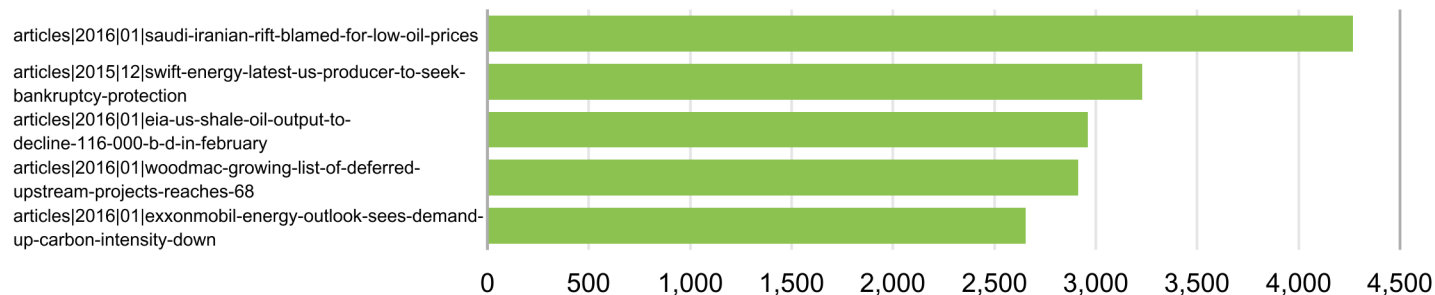


| Date | Selected Month | 4 Weeks Prior | 52 Weeks Prior |
|--------------|----------------|----------------|----------------|
| Jan 1, 2016 | 3,956 | 11,040 | 8,203 |
| Jan 2, 2016 | 3,953 | 5,166 | 4,473 |
| Jan 3, 2016 | 5,125 | 4,972 | 4,970 |
| Jan 4, 2016 | 13,338 | 12,604 | 13,217 |
| Jan 5, 2016 | 12,166 | 13,084 | 14,893 |
| Jan 6, 2016 | 11,483 | 11,614 | 12,481 |
| Jan 7, 2016 | 11,930 | 10,843 | 12,551 |
| Jan 8, 2016 | 9,759 | 8,998 | 9,811 |
| Jan 9, 2016 | 4,726 | 4,422 | 4,345 |
| Jan 10, 2016 | 5,600 | 5,383 | 5,255 |
| Jan 11, 2016 | 12,102 | 11,176 | 14,249 |
| Jan 12, 2016 | 12,775 | 11,508 | 13,233 |
| Jan 13, 2016 | 11,887 | 10,530 | 12,842 |
| Jan 14, 2016 | 11,394 | 9,666 | 12,746 |
| Jan 15, 2016 | 9,196 | 7,938 | 10,121 |
| Jan 16, 2016 | 4,704 | 3,740 | 4,357 |
| Jan 17, 2016 | 5,619 | 4,337 | 5,504 |
| Jan 18, 2016 | 11,511 | 8,354 | 11,728 |
| Jan 19, 2016 | 11,827 | 7,249 | 12,904 |
| Jan 20, 2016 | 12,172 | 5,503 | 11,962 |
| Jan 21, 2016 | 13,015 | 3,543 | 12,171 |
| Jan 22, 2016 | 9,546 | 2,500 | 10,482 |
| Jan 23, 2016 | 4,974 | 3,004 | 5,098 |
| Jan 24, 2016 | 5,580 | 3,559 | 5,759 |
| Jan 25, 2016 | 11,767 | 6,689 | 11,748 |
| Jan 26, 2016 | 12,231 | 7,532 | 11,522 |
| Jan 27, 2016 | 12,408 | 6,225 | 12,883 |
| Jan 28, 2016 | 10,853 | 3,852 | 12,231 |
| Jan 29, 2016 | 8,534 | 3,956 | 9,977 |
| Jan 30, 2016 | 4,636 | 3,953 | 4,980 |
| Jan 31, 2016 | 5,734 | 5,125 | 7,354 |
| Total | 284,501 | 218,065 | 304,050 |

Most Read Articles

Oil and Gas Journal -
January 2016

Page Views



| Page | Article Title | Page Views | Percentage |
|--------------|--|----------------|--------------|
| 1. | articles 2016 01 saudi-iranian-rift-blamed-for-low-oil-prices | 4,271 | 1.3% |
| 2. | articles 2015 12 swift-energy-latest-us-producer-to-seek-bankruptcy-protection | 3,230 | 1.0% |
| 3. | articles 2016 01 eia-us-shale-oil-output-to-decline-116-000-b-d-in-february | 2,962 | 0.9% |
| 4. | articles 2016 01 woodmac-growing-list-of-deferred-upstream-projects-reaches-68 | 2,915 | 0.9% |
| 5. | articles 2016 01 exxonmobil-energy-outlook-sees-demand-up-carbon-intensity-down | 2,656 | 0.8% |
| 6. | articles 2014 08 petronas-details-rapid-project-contract-awards | 2,167 | 0.6% |
| 7. | articles 2016 01 shell-exits-bab-sour-gas-reservoirs-development-project | 2,047 | 0.6% |
| 8. | articles 2016 01 southwestern-energy-to-reduce-workforce-by-1-100 | 1,920 | 0.6% |
| 9. | articles 2016 01 bhi-us-rig-count-begins-2016-with-34-unit-dive | 1,916 | 0.6% |
| 10. | articles 2016 01 ratings-services-issue-new-e-p-warnings | 1,872 | 0.6% |
| 11. | articles 2016 01 transcanada-starts-legal-actions-after-keystone-xl-permit-denial | 1,792 | 0.5% |
| 12. | articles 2016 01 cnooc-reports-2016-strategy-development-plans | 1,737 | 0.5% |
| 13. | articles 2016 01 moody-s-firms-to-see-constrained-spending-heightened-risk-in-2016 | 1,651 | 0.5% |
| 14. | articles 2016 01 eia-cuts-2016-crude-oil-price-forecasts-in-latest-steo | 1,553 | 0.5% |
| 15. | articles 2016 01 shell-sees-2015-earnings-slide-by-more-than-half | 1,552 | 0.5% |
| 16. | articles 2015 11 iea-expects-world-oil-demand-growth-to-slow-in-2016 | 1,499 | 0.4% |
| 17. | articles 2016 01 api-us-december-petroleum-demand-highest-in-5-years | 1,447 | 0.4% |
| 18. | articles 2016 01 barclays-global-e-p-budgets-to-see-double-dip-in-2016 | 1,398 | 0.4% |
| 19. | articles 2016 01 deloitte-global-oil-gas-m-a-a...-in-2015-dipped-below-that-of-great-recession | 1,375 | 0.4% |
| 20. | articles 2016 01 market-watch-nymex-brent-crude-oil-prices-settle-under-29-bbl | 1,360 | 0.4% |
| 21. | articles 2015 12 wave-surge-kills-one-injures-two-in-north-sea | 1,342 | 0.4% |
| 22. | articles 2016 01 bhi-us-drilling-rig-count-falls-to-650-down-14-units | 1,339 | 0.4% |
| 23. | articles 2016 01 bhi-pushed-down-mostly-by-gas-us-rig-count-drops-13-units | 1,300 | 0.4% |
| 24. | articles 2016 01 recognize-why-us-energy-progress-occurred-industry-leaders-urge-obama | 1,286 | 0.4% |
| 25. | articles 2014 08 reliance-advances-jamnagar-expansion-project | 1,153 | 0.3% |
| 26. | articles 2015 10 petronas-lets-contract-for-rapid-project | 1,125 | 0.3% |
| 27. | articles 2015 12 meridian-energy-group-plan-refinery-for-north-dakota | 1,085 | 0.3% |
| 28. | articles 2016 01 api-obama-should-capitalize-on-us-energy-successes-in-final-year | 1,046 | 0.3% |
| 29. | articles 2016 01 bp-finds-buyer-for-alabama-petrochemical-complex | 1,041 | 0.3% |
| 30. | articles 2016 01 oman-reveals-list-of-approved-bidders-for-proposed-refinery-project | 1,037 | 0.3% |
| 31. | articles 2016 01 saudi-arabia-uae-lead-gcc-subsidy-reform | 1,036 | 0.3% |
| 32. | articles 2016 01 limetree-bay-terminals-finalizes-deal-for-st-croix-refining-complex | 1,019 | 0.3% |
| Total | | 335,906 | 48.2% |

SubTopic Traffic

Oil and Gas Journal - No Digital Editions
January 2016

| SubTopic | Page Views | |
|-------------------------------------|----------------|-------|
| 1. general-interest/companies | 23,077 | 22.0% |
| 2. processing/refining | 9,261 | 8.8% |
| 3. drilling_prod...on_operations | 9,078 | 8.7% |
| 4. Financial Con...ncial Content | 8,012 | 7.6% |
| 5. processing/gas-processing | 7,045 | 6.7% |
| 6. general-inter...mics_markets | 5,863 | 5.6% |
| 7. transportation/pipelines | 4,547 | 4.3% |
| 8. drilling_prod...ng_operations | 4,410 | 4.2% |
| 9. processing/petrochemicals | 4,371 | 4.2% |
| 10. exploration_d...t/discoveries | 3,993 | 3.8% |
| 11. general-interest/oil_prices | 3,783 | 3.6% |
| 12. exploration_de.../area_drilling | 2,421 | 2.3% |
| 13. transportation/lng | 2,377 | 2.3% |
| 14. exploration_d...ent/reserves | 2,205 | 2.1% |
| 15. unconvention...rmian_basin | 1,979 | 1.9% |
| 16. unconvention...bakken_shale | 1,953 | 1.9% |
| 17. transportation/tankers | 1,852 | 1.8% |
| 18. general-interest/hse | 1,756 | 1.7% |
| 19. general-interest/government | 1,499 | 1.4% |
| 20. general-interest/people | 1,250 | 1.2% |
| 21. unconventiona...es/oil_sands | 727 | 0.7% |
| 22. unconventiona...es/eagle_ford | 521 | 0.5% |
| 23. unconventiona...arnett_shale | 467 | 0.4% |
| 24. unconvention...odford_shale | 359 | 0.3% |
| 25. unconventiona...cellus_shale | 319 | 0.3% |
| 26. unconventiona...es/tight_gas | 302 | 0.3% |
| 27. unconventiona...sville_shale | 248 | 0.2% |
| 28. unconvention...conventional | 238 | 0.2% |
| 29. unconvention...ceance_uinta | 171 | 0.2% |
| 30. unconventiona...ources/utica | 135 | 0.1% |
| 31. unconventiona.../cline_shale | 118 | 0.1% |
| 32. unconventional_resources/cbm | 114 | 0.1% |
| 33. unconventiona...otton_valley | 89 | 0.1% |
| 34. unconvention...ces/niobrara | 89 | 0.1% |
| 35. unconvention...granite_wash | 75 | 0.1% |
| 36. unconvention...s/horn_river | 21 | 0.0% |
| 37. unconvention...conventional | 13 | 0.0% |
| 38. market_connec...pportunities | 5 | 0.0% |
| 39. market_connec...ent_products | 4 | 0.0% |
| 40. unconventiona...teville_shale | 3 | 0.0% |
| 41. market_connec...nal_services | 2 | 0.0% |
| 42. market_connec...state_leases | 1 | 0.0% |
| 43. market_connec...pportunities | 1 | 0.0% |
| Total | 104,754 | |

Pages

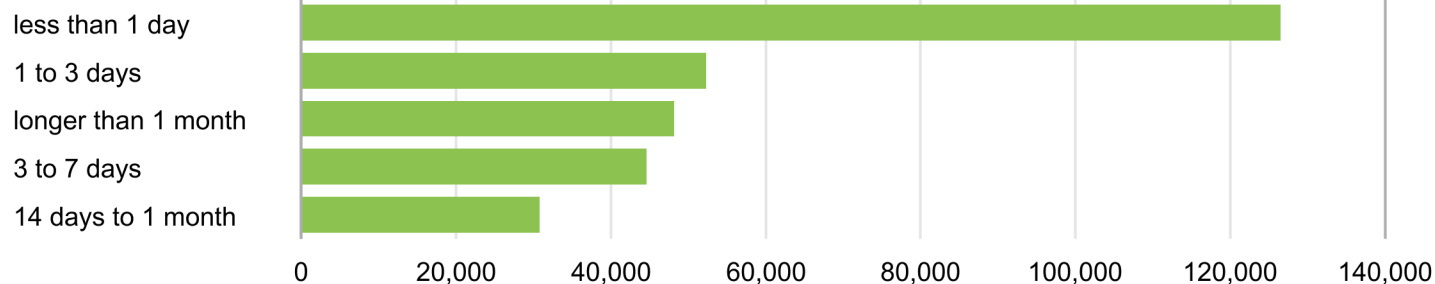
Oil and Gas Journal - No Digital Editions
January 2016

| Page | Page Views | |
|-------------------------------------|----------------|-------|
| 1. OGJ_Home | 79,696 | 11.4% |
| 2. login | 34,351 | 4.9% |
| 3. News Feed | 14,083 | 2.0% |
| 4. Launch | 11,599 | 1.7% |
| 5. Close | 11,047 | 1.6% |
| 6. Splash Screen | 8,396 | 1.2% |
| 7. Oil & Gas Journal-LatestNews | 8,242 | 1.2% |
| 8. Article | 7,892 | 1.1% |
| 9. past-issues | 6,312 | 0.9% |
| 10. event-listing...oleum-events | 6,062 | 0.9% |
| 11. hallmark reg...bscriber info | 5,380 | 0.8% |
| 12. event-listing | 5,317 | 0.8% |
| 13. all-articles | 4,775 | 0.7% |
| 14. km - oil & gas journal | 4,538 | 0.7% |
| 15. unconventional-resources | 4,328 | 0.6% |
| 16. articles 2016 ...low-oil-prices | 4,271 | 0.6% |
| 17. oil-explorati...d-development | 3,912 | 0.6% |
| 18. oil-general-i...mics-markets | 3,721 | 0.5% |
| 19. articles 2015 ...cy-protection | 3,230 | 0.5% |
| 20. oil-drilling-and-production | 3,192 | 0.5% |
| 21. oil-processing | 3,067 | 0.4% |
| 22. articles 2016 ...-d-in-february | 2,962 | 0.4% |
| 23. articles 2016 ...ts-reaches-68 | 2,915 | 0.4% |
| 24. oil-transportation | 2,691 | 0.4% |
| 25. articles 2016...ntensity-down | 2,656 | 0.4% |
| 26. oil-drilling-a...ing-operations | 2,641 | 0.4% |
| 27. oil-general-interest | 2,607 | 0.4% |
| 28. iPhone Latest News Listings | 2,465 | 0.4% |
| 29. index current-issues | 2,341 | 0.3% |
| 30. oil-transportation pipelines | 2,251 | 0.3% |
| 31. articles 2014...ntract-awards | 2,167 | 0.3% |
| 32. articles 2016 ...pment-project | 2,047 | 0.3% |
| 33. articles 2016...orce-by-1-100 | 1,920 | 0.3% |
| 34. articles 2016 ...h-34-unit-dive | 1,916 | 0.3% |
| 35. articles 2016 ...e-p-warnings | 1,872 | 0.3% |
| 36. articles 2016 ...-permit-denial | 1,792 | 0.3% |
| 37. articles 2016...opment-plans | 1,737 | 0.2% |
| 38. oil-exploratio...nt discoveries | 1,714 | 0.2% |
| 39. ogj-survey-downloads | 1,701 | 0.2% |
| 40. oil-exploratio... area-drilling | 1,699 | 0.2% |
| 41. articles | 1,661 | 0.2% |
| 42. articles 2016 ...-risk-in-2016 | 1,651 | 0.2% |
| 43. subscribe | 1,582 | 0.2% |
| 44. articles 2016 ...in-latest-steo | 1,553 | 0.2% |
| Total | 696,774 | |

Return Frequency

Oil and Gas Journal - No Digital Editions
January 2016

■ Page Views



Search Keywords

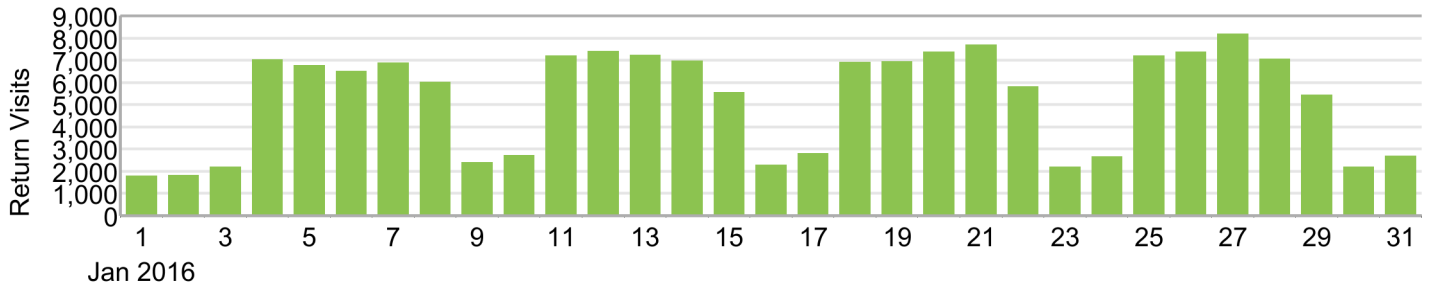
Oil and Gas Journal - No Digital Editions
January 2016

| Search Keywords - All | Page Views (event2) | | Searches | |
|----------------------------------|---------------------|-------|----------------|-------|
| 1. Keyword Unavailable | 324,788 | 53.3% | 249,006 | 92.7% |
| 2. Unspecified | 257,086 | 42.2% | 0 | 0.0% |
| 3. oil and gas journal | 1,378 | 0.2% | 448 | 0.2% |
| 4. oil and gas news | 1,090 | 0.2% | 567 | 0.2% |
| 5. oil & gas journal | 519 | 0.1% | 160 | 0.1% |
| 6. oil and gas | 277 | 0.0% | 153 | 0.1% |
| 7. ogj | 229 | 0.0% | 73 | 0.0% |
| 8. oil news | 200 | 0.0% | 122 | 0.0% |
| 9. oil gas journal | 182 | 0.0% | 62 | 0.0% |
| 10. oil industry news | 135 | 0.0% | 55 | 0.0% |
| 11. breaking oil gas news | 108 | 0.0% | 63 | 0.0% |
| 12. oil & gas news | 96 | 0.0% | 45 | 0.0% |
| 13. oil & gas | 67 | 0.0% | 32 | 0.0% |
| 14. oil and gas news today | 60 | 0.0% | 22 | 0.0% |
| 15. latest oil news | 57 | 0.0% | 40 | 0.0% |
| 16. the oil and gas journal 1966 | 55 | 0.0% | 1 | 0.0% |
| 17. oil & gas journal magazine | 54 | 0.0% | 6 | 0.0% |
| 18. oil and gas industry news | 53 | 0.0% | 25 | 0.0% |
| 19. ogj.com | 52 | 0.0% | 22 | 0.0% |
| 20. new pipeline projects | 50 | 0.0% | 5 | 0.0% |
| 21. amine treating unit design | 44 | 0.0% | 1 | 0.0% |
| 22. oil gas joul | 43 | 0.0% | 5 | 0.0% |
| 23. reliance jamnagar j3 project | 42 | 0.0% | 28 | 0.0% |
| 24. oil and gas industry | 40 | 0.0% | 26 | 0.0% |
| 25. oilfield news | 40 | 0.0% | 25 | 0.0% |
| 26. oil&gas | 39 | 0.0% | 24 | 0.0% |
| 27. oil gas news | 36 | 0.0% | 12 | 0.0% |
| Total | 609,366 | | 268,589 | |

Return Visits

Oil and Gas Journal - No Digital Editions
January 2016

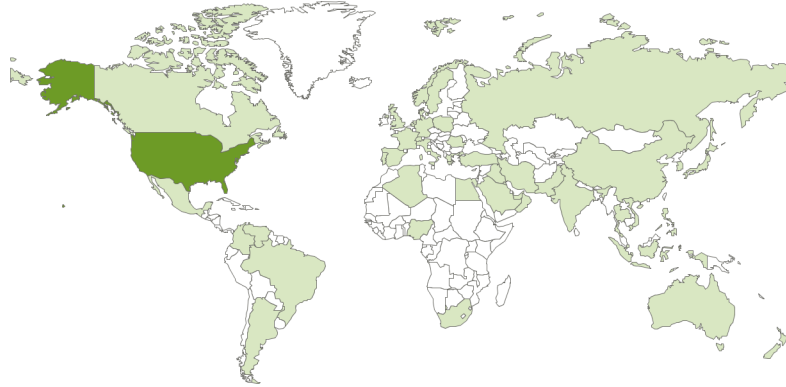
■ Selected Month



| Date | Selected Month |
|--------------|----------------|
| Jan 1, 2016 | 1,795 |
| Jan 2, 2016 | 1,834 |
| Jan 3, 2016 | 2,194 |
| Jan 4, 2016 | 7,046 |
| Jan 5, 2016 | 6,772 |
| Jan 6, 2016 | 6,521 |
| Jan 7, 2016 | 6,873 |
| Jan 8, 2016 | 6,013 |
| Jan 9, 2016 | 2,400 |
| Jan 10, 2016 | 2,731 |
| Jan 11, 2016 | 7,198 |
| Jan 12, 2016 | 7,418 |
| Jan 13, 2016 | 7,239 |
| Jan 14, 2016 | 6,974 |
| Jan 15, 2016 | 5,564 |
| Jan 16, 2016 | 2,283 |
| Jan 17, 2016 | 2,816 |
| Jan 18, 2016 | 6,905 |
| Jan 19, 2016 | 6,952 |
| Jan 20, 2016 | 7,388 |
| Jan 21, 2016 | 7,712 |
| Jan 22, 2016 | 5,812 |
| Jan 23, 2016 | 2,212 |
| Jan 24, 2016 | 2,669 |
| Jan 25, 2016 | 7,216 |
| Jan 26, 2016 | 7,371 |
| Jan 27, 2016 | 8,201 |
| Jan 28, 2016 | 7,067 |
| Jan 29, 2016 | 5,435 |
| Jan 30, 2016 | 2,205 |
| Jan 31, 2016 | 2,689 |

Countries

Oil and Gas Journal - No Digital Editions
January 2016



Page Views

Referring Domains

Oil and Gas Journal - No Digital Editions
January 2016

| Referring Domains | Page Views (event2) | | Instances | |
|--------------------------|---------------------|-------|----------------|-------|
| 1. google.com | 145,063 | 23.8% | 113,433 | 25.0% |
| 2. Typed/Bookmarked | 132,748 | 21.8% | 90,621 | 20.0% |
| 3. email.campaign | 67,512 | 11.1% | 61,296 | 13.5% |
| 4. google.co.uk | 27,455 | 4.5% | 21,677 | 4.8% |
| 5. google.co.in | 22,378 | 3.7% | 18,151 | 4.0% |
| 6. bing.com | 18,945 | 3.1% | 13,057 | 2.9% |
| 7. google.ca | 16,281 | 2.7% | 12,999 | 2.9% |
| 8. yahoo.com | 10,182 | 1.7% | 7,212 | 1.6% |
| 9. google.com.sg | 6,833 | 1.1% | 5,553 | 1.2% |
| 10. google.fr | 6,232 | 1.0% | 4,799 | 1.1% |
| 11. google.com.au | 5,278 | 0.9% | 4,259 | 0.9% |
| 12. google.ae | 5,212 | 0.9% | 4,244 | 0.9% |
| 13. google.de | 5,188 | 0.9% | 4,012 | 0.9% |
| 14. sub-forms.com | 4,270 | 0.7% | 2,803 | 0.6% |
| 15. kmpsgroup.com | 4,037 | 0.7% | 2,808 | 0.6% |
| 16. google.it | 3,950 | 0.6% | 2,962 | 0.7% |
| 17. google.nl | 3,818 | 0.6% | 2,948 | 0.6% |
| 18. google.co.kr | 3,510 | 0.6% | 2,686 | 0.6% |
| 19. google.ru | 3,188 | 0.5% | 2,093 | 0.5% |
| 20. t.co | 3,110 | 0.5% | 2,867 | 0.6% |
| 21. google.com.sa | 3,061 | 0.5% | 2,589 | 0.6% |
| 22. google.no | 3,048 | 0.5% | 2,498 | 0.6% |
| 23. google.co.id | 2,996 | 0.5% | 2,535 | 0.6% |
| 24. financialcontent.com | 2,967 | 0.5% | 2,732 | 0.6% |
| 25. google.co.jp | 2,946 | 0.5% | 2,066 | 0.5% |
| 26. google.com.ng | 2,733 | 0.4% | 2,267 | 0.5% |
| 27. smartbrief.com | 2,673 | 0.4% | 2,232 | 0.5% |
| Total | 609,366 | | 453,546 | |